

# heel up<sup>®</sup> Size Guide



Heel Up Long shown









L 48cm

H 25cm



W 18cm



Name	Size in cm W x L x H	Application	About the device
Heel Up Kids 15cm	11 x 25 x 15		Most useful for bed-bound patients as it supports the front foot and minimises risk of foot drop.
Heel Up Kids 20cm	14 x 33 x 20		Most useful for bed-bound patients as it supports the front foot and minimises risk of foot drop.
Heel Up Short	18 x 32 x 25		Ideal for seated users, typically wheel chair bound. Typically for use by adults but could also fit older children.
Heel Up Medium	18 x 39 x 25		Most useful for bed-bound patients as it supports the front foot and minimises risk of foot drop. Ideal for those with shorter legs.
Heel Up Long	18 x 48 x 25		Most useful for bed-bound patients as it supports the front foot and minimises risk of foot drop. Ideal for those with longer legs.
Heel Up Max	18 x 50 x 30		Most useful for bed-bound patients as it supports the front foot and minimises risk of foot drop. Ideal for larger patients or those with long feet.