

OKM Elax

High Absorption PU for Insoles

OKM ELAX for PU insoles ideally suited to Diabetic patients, polyarthritic patients and for patients who require substantial off-loading.




This material can also be used for the manufacture of prostheses and insoles for toe amputations (in prostheses for patients with Chopart's and Lis franc's amputations, the fore-foot can be integrated into the insole or prosthesis).

- Thanks to its expansion, this material is 50% lighter than other PUs used in insoles.
- Resistant to wear and tear.
- Allows an integral forefoot to be constructed into the insole.



Preparation and mixing of OKM Elax and OKM ISO 180.

1. Pour the amount of OKM Elax required into a mixer cup or bucket.
2. Add OKM ISO 180 (48 parts per 100 parts of OKM Elax).
3. Mix at 2,500 rpm for 12 seconds.
4. Pour the mixture into your mould ensuring even coverage.
5. After the release, wait about 30 minutes for the mixture to dry before polishing templates.



OKM Elax

Precautions

- Carefully read the instruction labels on all products.
- Use protective glasses, gloves and apron.
- Shake tin well before use.
- Close tin properly before after each use.
- Observe mixture proportions.
- Weigh using precise scales.
- Use on clean, smooth and dry surfaces.
- Only mix using OKM shakers.
- The working temperature should be around 22°C. Changes in temperature and ambient humidity can alter the properties of the products.
- Store products between 15°C and 25°C.

TECHNICAL SPECIFICATIONS - OKM DUR	
PRODUCT TYPE	
POLYURETHANE TYPE	Rigid non-expansive
ISOCYANATE	ISO 110
MIXTURE PROPORTION	100/52
MIXING TYPE	Manual
MIXING TIME (Sec)	20 - 25
CREAM TIME (Sec)	
TOUCH TIME (Sec)	60 - 70
DENSITY (GR/L)	1000
EXPANSION	0
SHORE HARDNESS	70D

MATERIAL TO USE			
PRODUCT	2 kg	5 kg	25 kg
OKM DUR	LG3051	LG3053	LG3057
OKM Micro F	LG3059		
OKM Desmold L	LG3029		
OKM ISO 110	LG3045	LG3047	LG3049